

Oxfam Trailwalker JP

The world's greatest team challenge

オックスファム・トレイルウォーカー

PRINCIPAL SPONSOR

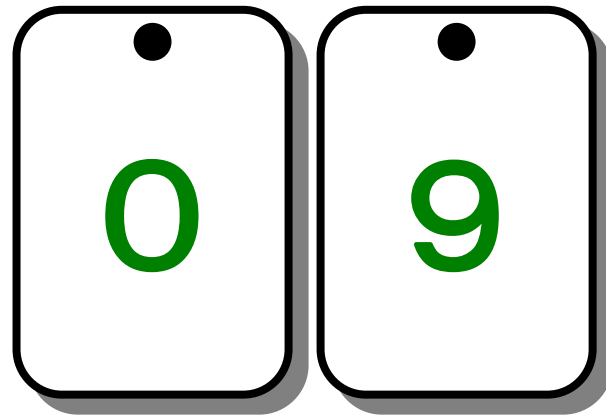


STATE STREET

Countdown to Trailwalker 2010...



22nd May 2009, Odawara Shiroyama Track & Field / SOUZOU DOU



Days to go!

 **Are you ready?**

Trailwalker Final Info Night

From Trailwalker Office

- Registration at Start
 - Trail Markings
 - Rules
 - Fundraising
- etc.

(19:50-) Water supply (contents by Otsuka Pharma.)

(20:00-) Q&A


Schedule for Event Start

April 23rd (Fri), Shiroyama Track&Field

7:00am- Check-in Opens (Close 8:30am)

8:30am- Opening Ceremony

9:00am- , 9:30am- START!



Arrive early, avoid congestion

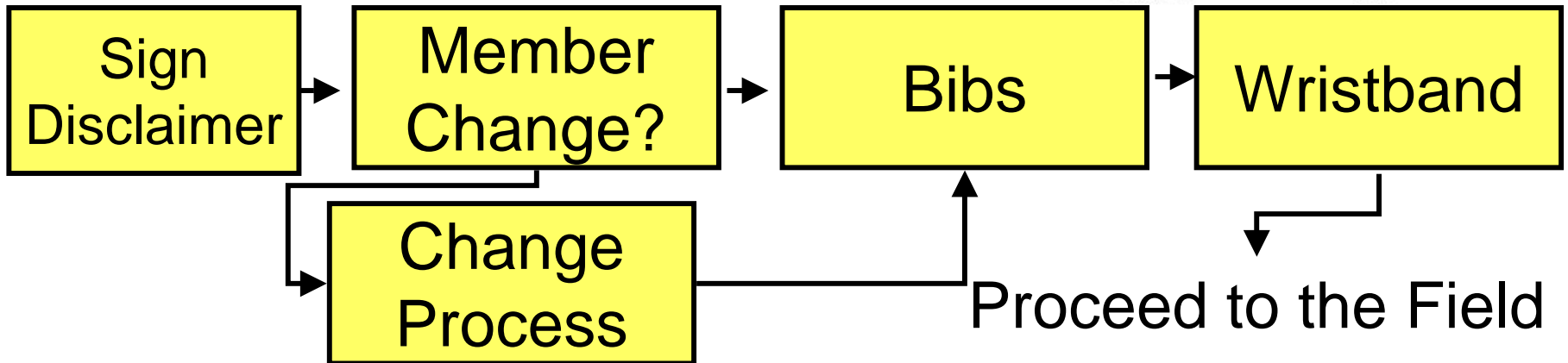
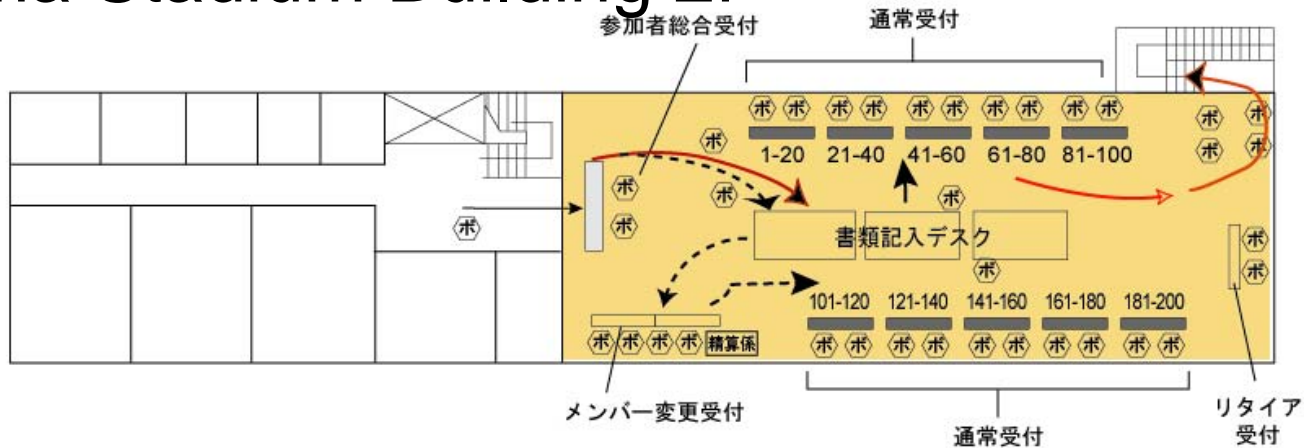
Teams with a 9.30am start time must also complete registration before 8:30am

Parking

- ACCESS PASS Required
- NO Parking after the event has begun

Registration Flow

Shiroyama Stadium Building 2F



- Name, Emergency Contact
- Birth Date (for insurance)

Registration Process

Submit

1) Photo ID (show)

✘ Disclaimer

(distributed on the day of the event)

Receive

1) Bibs

2) Trailwalker Passport

3) Wristband

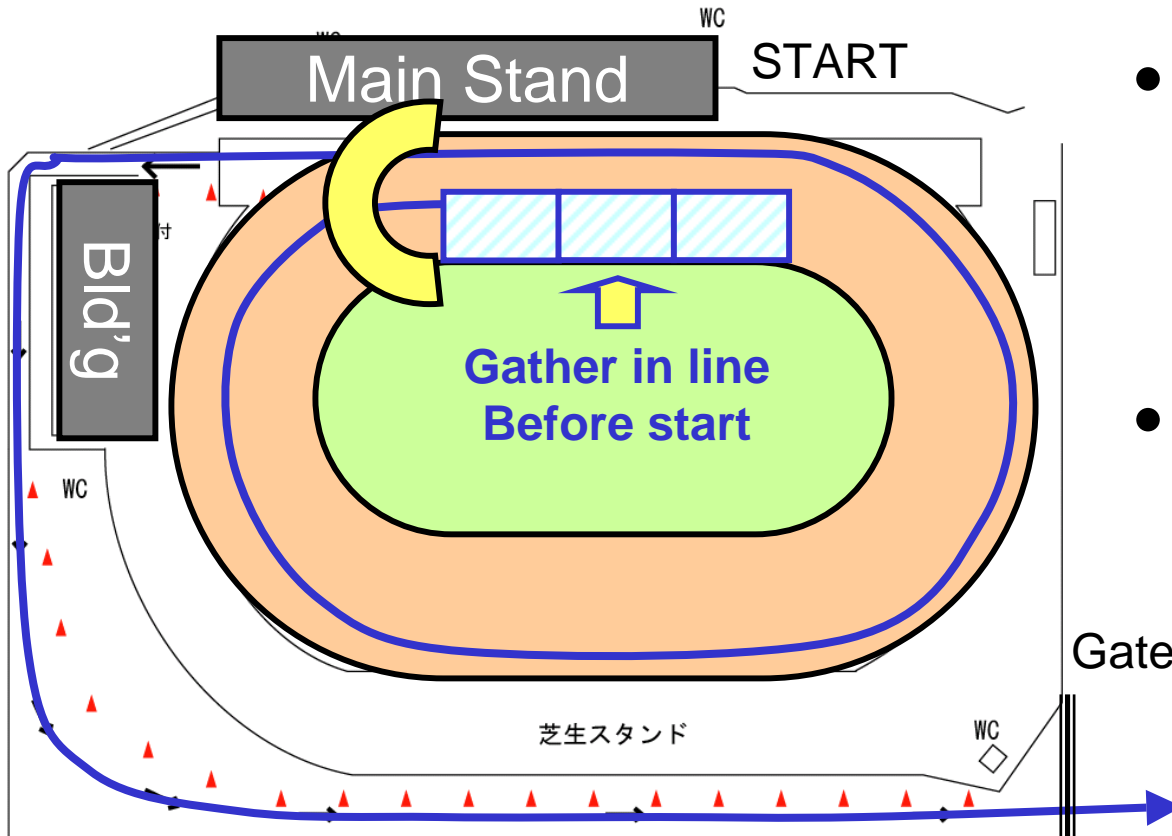
4) Calorie Mate, Towel

✘ T-shirts

(for those previously reserved)

 Register together as a team of 4!

Starting Process



- Walk once around the track, then proceed out to the trail
- 3 designated zones by target time
 - ~29hours
 - 30~39hours
 - 40~48hours

For your safety: On the trail

- Patrol Walker: walks in reverse on the trail, to ensure safety and check rules are abided by
- Last Walker: follows the last team
- Marking on the trail
 - ✓ Series of numbers (1 to 200) plates
 - ✓ Reflective Tape
 - ✓ Green Ribbon

Trail Markers

- Number Card



Approx 500m apart
✘NOT for marking distances

- Reflectors



- Green Tape



Approx 25m apart

✦ To be installed a few days prior to the event

Photos on the trail

- An official camera crew will take photos (smile!)
>> Photos will be sold at the finish and later online.
Please notify the Trailwalker Office prior to the event if you would like to pick up pre-printed photos at the finish
- Photo Contest and Best Costume Award
Please take photos on the trail and send them to Trailwalker Office after the event. The winners will be decided by a vote during the Award Night.

Tracking - 1) Trailwalker Passport

通行手形
Oxfam TrailWalker Passport

チーム名 Tokyo Trail Club

A(緑:Green) 東京太郎
B(黄:Yellow) 東京次郎
C(赤:Red) 東京ハナコ
D(青:Blue) 東京アイコ

	A	B	C	D	通過時刻
スタート					9:00
CP1					:
CP2					:
CP3					:
CP4 In					:
CP4 Out					:
CP5 In					:
CP5 Out					:
CP6					:
CP7 In					:
CP7 Out					:
CP8					:
Goal					:

- 1 per team
 - 9:00 start: White
 - 9:30 start: Pink
- Must be submitted for updating at each checkpoint

Tracking - Wristband



- 4 colored wristbands for each team member
- If withdrawing, the band must be cut and attached to your TW Passport

Check-in and Check-out

We need to record your “check-in” AND “check-out” in order to monitor where you are at all times, even if you are resting/sleeping.

Check-in on arrival, Check-out on departure

- Check-in and Check-out: CP4, 5, 7
- Check-in only: CP2, 3, 6, 8
- No Check-in required: CP1



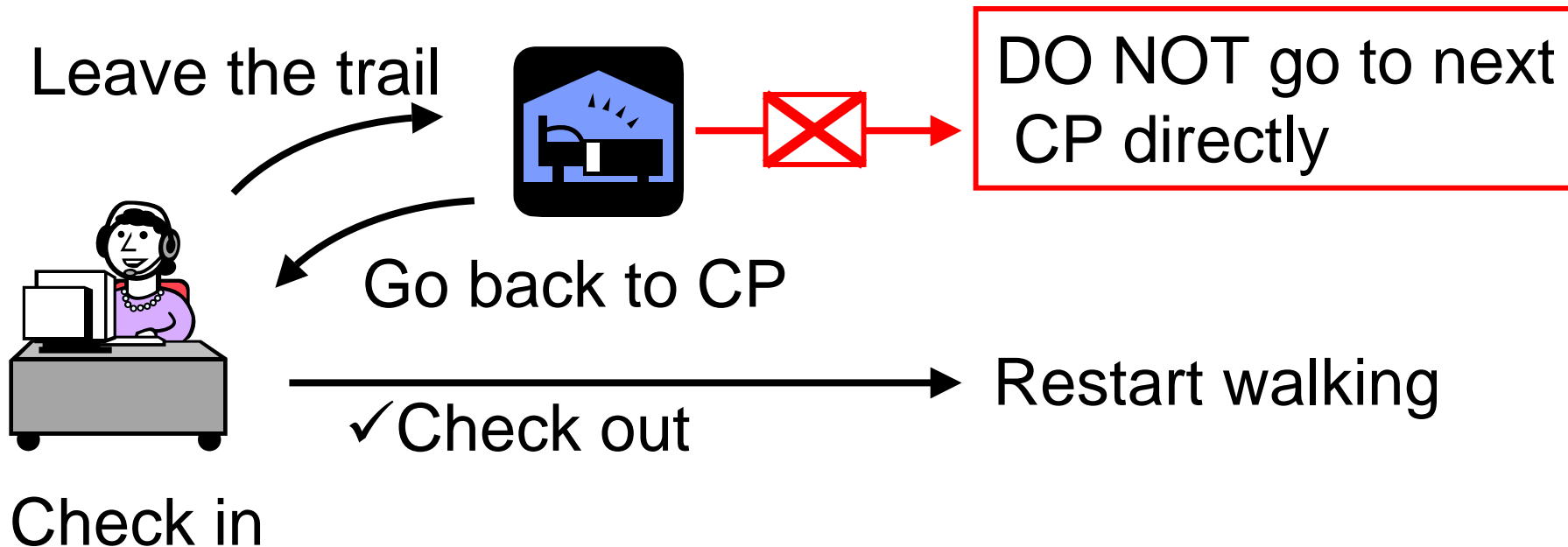
- ⌘ All 4 teams members must check-in together
- ⌘ Show number tags and wristband
- ⌘ We will search for you if you do not check-out!

If you withdraw from the event

- Report to the time tracking desk at nearest CP.
 - ✓ You cannot withdraw on the trail
 - ✓ If you cannot make it to a CP, please call the CALL CENTER and follow directions given
- We will cut your wristband and attach it to your “Passport”
- If two or more members decide to withdraw and the others choose to continue, the remaining members must accompany another team.

When leaving the trail to rest

- Only leave the trail after you have checked in and reported to the time tracking staff at the checkpoint
- Please return to the checkpoint to check out before you continue on the trail



If you get lost, injured...



- Call the Emergency Number
- What was the last number (marker) that you remember?
→ Backtrack to find it if necessary
- Keep track of time! When did you leave the last checkpoint?

In the event of injury or sudden illness



【Emergency Call】
0555-65-7570

Only for emergency use

Information Booklet

- To be released on April 16th online
(Last notice of the event)
 - Rules
 - Walking Guidelines
 - Awards
 - Fundraising

Guidelines for Hiking

1. Do not damage plants or harm animals.
2. Do not damage any facilities on the route and do not stray from the route.
3. Be careful not to step on plants when passing someone on the route.
4. Walk in single file if you are in a group, and pay attention to animals, plants and other people.
5. Do not damage the ground when using a walking sticks. Consider covering the tip of sticks with rubber.
6. On rocky stretches, try to avoid letting stones and rocks fall.
7. **Bring litter home.**
8. Camping and campfires are only allowed in designed areas (camping area).
9. Keep down the volume of radios and similar devices. Be considerate of other people and wild animals.
10. Do not take any pets, such as dogs, on the trail. They might disturb the wild animals or other people.

Be respectful and do not risk future Trailwalkers!

Reminder of required clothing/ equipment

- It will be **COLD!**
- Wear layers for temperature control
- Use performance fabrics
- Be ready for walking at night and in wind
- Carrying a survival sheet is recommended
- **DO NOT** wear jeans!
 - Denim restricts movement, and takes time to dry!
- **Avoid** wearing new clothes!
 - Ensure your boots and clothes are worn in during training.



Effective Water Supply

Contents by Otsuka Pharmaceuticals

Others

- Miscellaneous
- Fundraising

Event cancellation / termination

- When there are safety concerns in continuing the event (due to severe weather etc.), we will decide whether to postpone temporarily, or terminate the whole event.
- Final decision of cancellation / termination will be made at 5 a.m. (No announcement means “GO”)
- In the event of cancellation...

Please abide by instructions given at each checkpoint. (DO NOT KEEP GOING if told to stop)

- The information will be mass-mailed to portable phone E-mail addresses
- Continue to the nearest checkpoint and stay there
- If terminated, the event will be stopped at each CP.

Information to Trailwalker Office

- Member Change / Addition
JPY 2,000 will be charged on the day of the event.


✂ Contact Trailwalker Office **until 18th April**
Any changes after that will be made at registration

- Expected Time (optional)
Please download “Expected Time Submit Form” and submit **before April 22nd**. Please submit your Checkpoint ETA’s, as there will be an award for the team with the closest predicted times.

FUNDRAISING

Total Fundraising Amount
(As of 12th April)

JPY 26,625,466



**We seek further support from you.
Fundraising deadline after the event: June 30th**

Fundraising Top 5

Team

(12th April, 2010)

1. にしんのくん製を用意しておいて、朝ごはんまでにもどるから。
(¥708,428)
2. メトロニック・ペーサーズ
(¥681,467)
3. Blighty Boys : Team No. 050
(¥544,006)
4. メニーズ (Merrill-PB)
(¥471,556)
5. PARA HIKE : Team No. 014
(¥416,366)

~Q&A~